



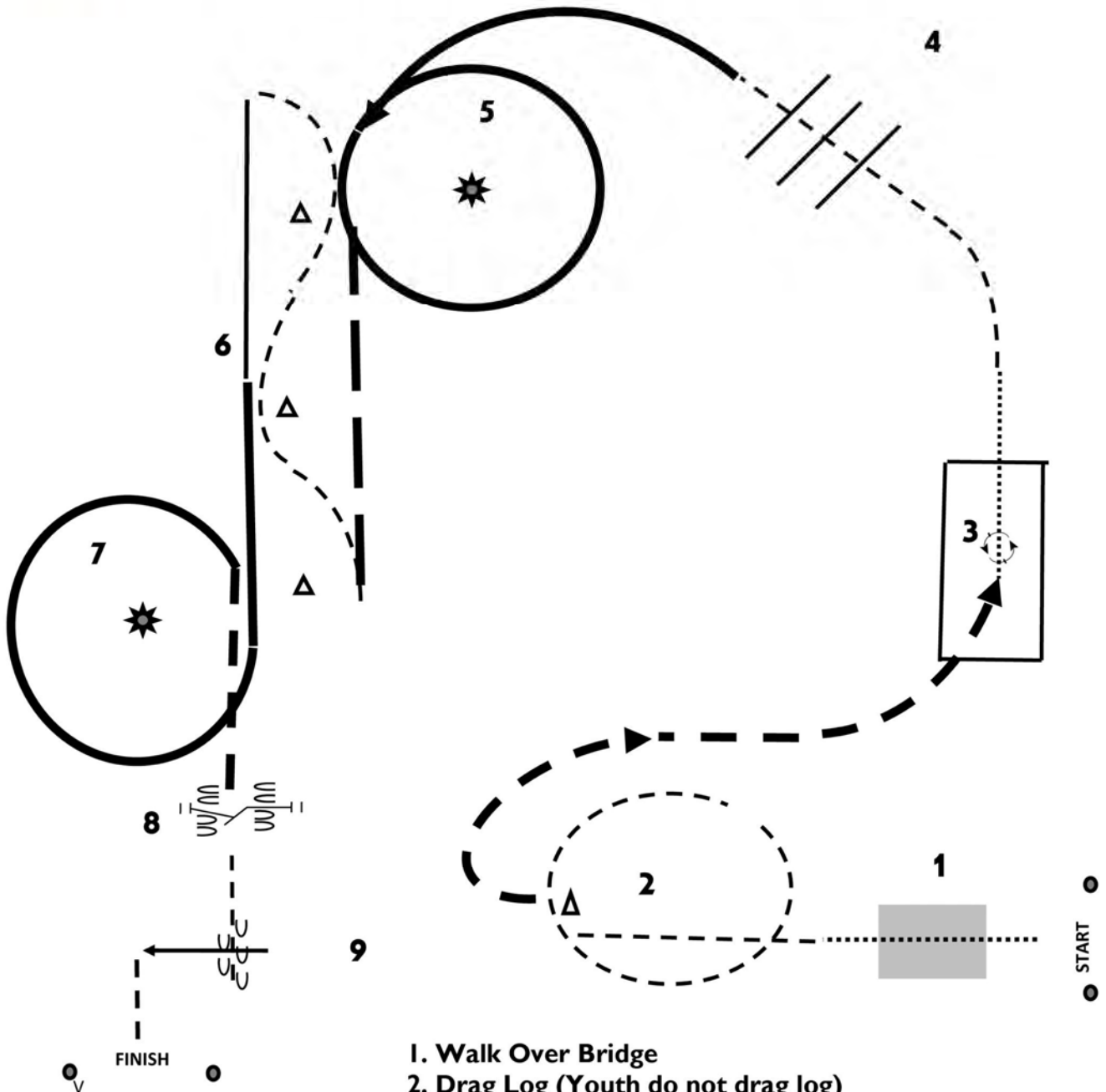
Pattern Booklet



Ranch Trail

All (Walk Trot ~ Trot Where Lope,
Extended Trot Where Extended Lope)

Thursday



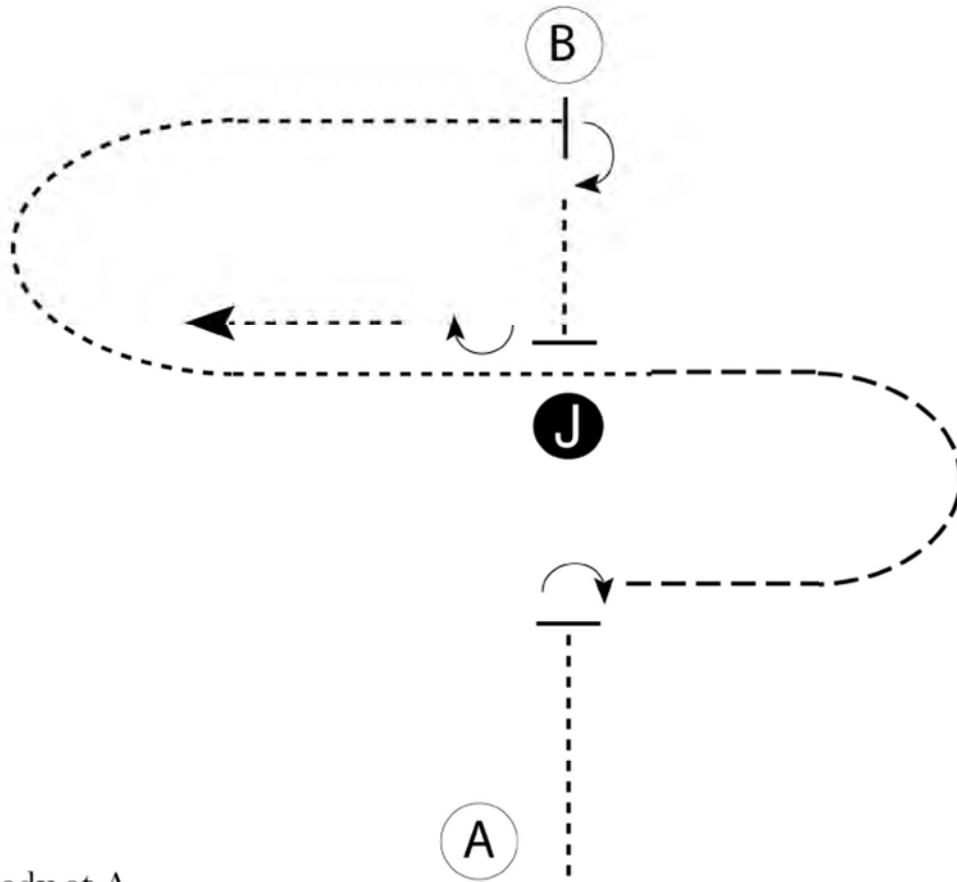
1. Walk Over Bridge
2. Drag Log (Youth do not drag log)
3. Extend Trot Into Box; 360 to Left, 360 to Right
4. Walk out; Then Trot over Poles
5. Extended Left Lead Lope
6. Break to Extended Trot, Stop, Back Serpentine
7. Lope Right Lead to Second Cone, Then Extended Lope, Break to Extended Trot to Gate
8. Gate Left Hand
9. Trot, Stop Over Top of Pole, Sidepass Right off Pole, Trot out to Finish



Showmanship

Small Fry

Thursday



Be ready at A.

1. Walk halfway to Judge, stop and perform a 90 degree turn.
2. Trot a half circle. Break to a walk in a half circle to B.
3. Stop at B and perform a 90 degree turn.
4. Walk to Judge, stop and set up for inspection.
5. When dismissed, perform a 90 degree turn.
6. Exit at a walk as shown.

Follow the instructions of your ring steward.

Walk	-----
Trot	- - - - -
Back	←
Marker	Ⓟ
Judge	Ⓝ

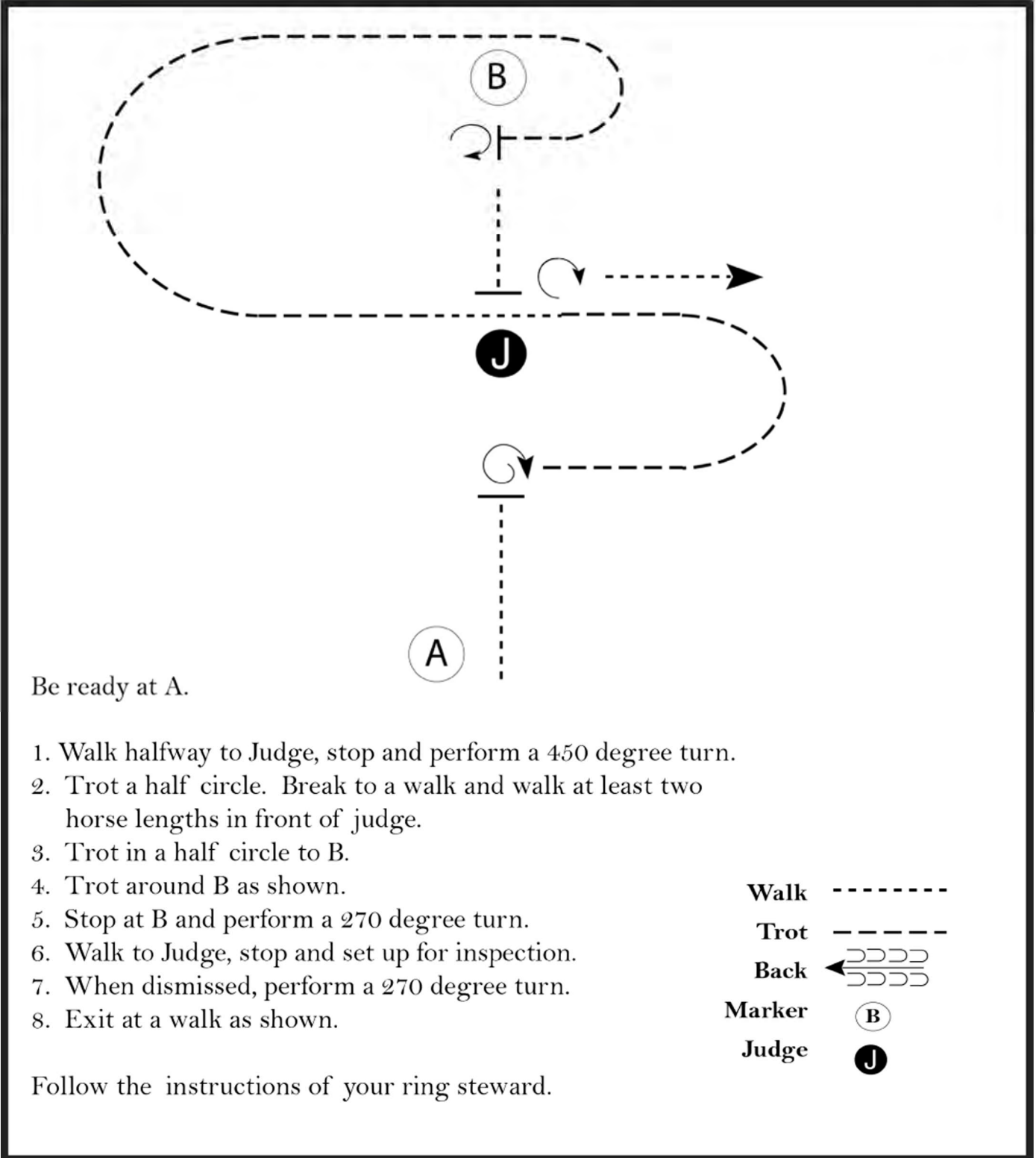


Showmanship

Level I Horse, Level I Amateur, Level I Youth
Thursday

www.HorseShowPatterns.com

www.HorseShowPatterns.com



Be ready at A.

1. Walk halfway to Judge, stop and perform a 450 degree turn.
2. Trot a half circle. Break to a walk and walk at least two horse lengths in front of judge.
3. Trot in a half circle to B.
4. Trot around B as shown.
5. Stop at B and perform a 270 degree turn.
6. Walk to Judge, stop and set up for inspection.
7. When dismissed, perform a 270 degree turn.
8. Exit at a walk as shown.

Walk	-----
Trot	- - - - -
Back	← - - - -
Marker	⊙ (B)
Judge	● (J)

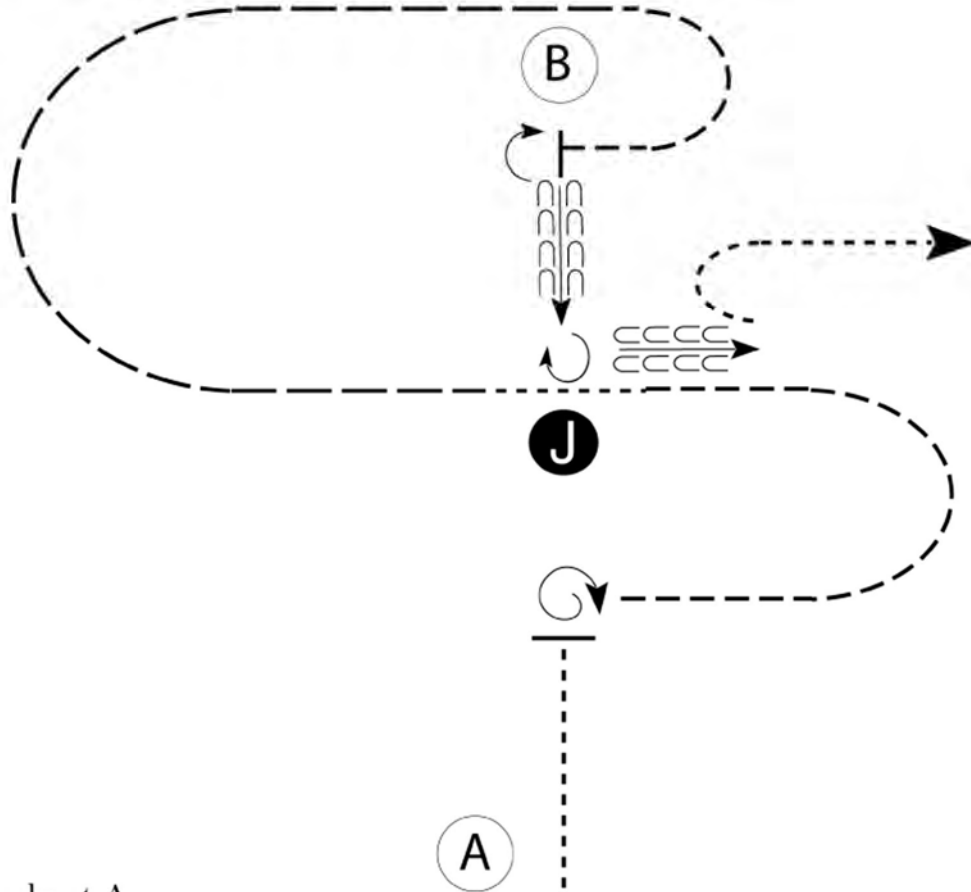
Follow the instructions of your ring steward.



Showmanship

Amateur, Select, Youth, All Breed

Thursday



Be ready at A.

1. Walk halfway to Judge, stop and perform a 450 degree turn.
2. Trot a half circle. Break to a walk and walk at least two horse lengths in front of judge.
3. Extended trot in a half circle to B.
4. Trot around B as shown.
5. Stop at B and perform a 90 degree turn.
6. Back to Judge, stop and set up for inspection.
7. When dismissed, perform a 270 degree turn.
8. Back two horse lengths and exit at a walk as shown.

Walk	-----
Trot	- - - - -
Back	← — — — — — — — —
Marker	⊙ B
Judge	● J

Follow the instructions of your ring steward.



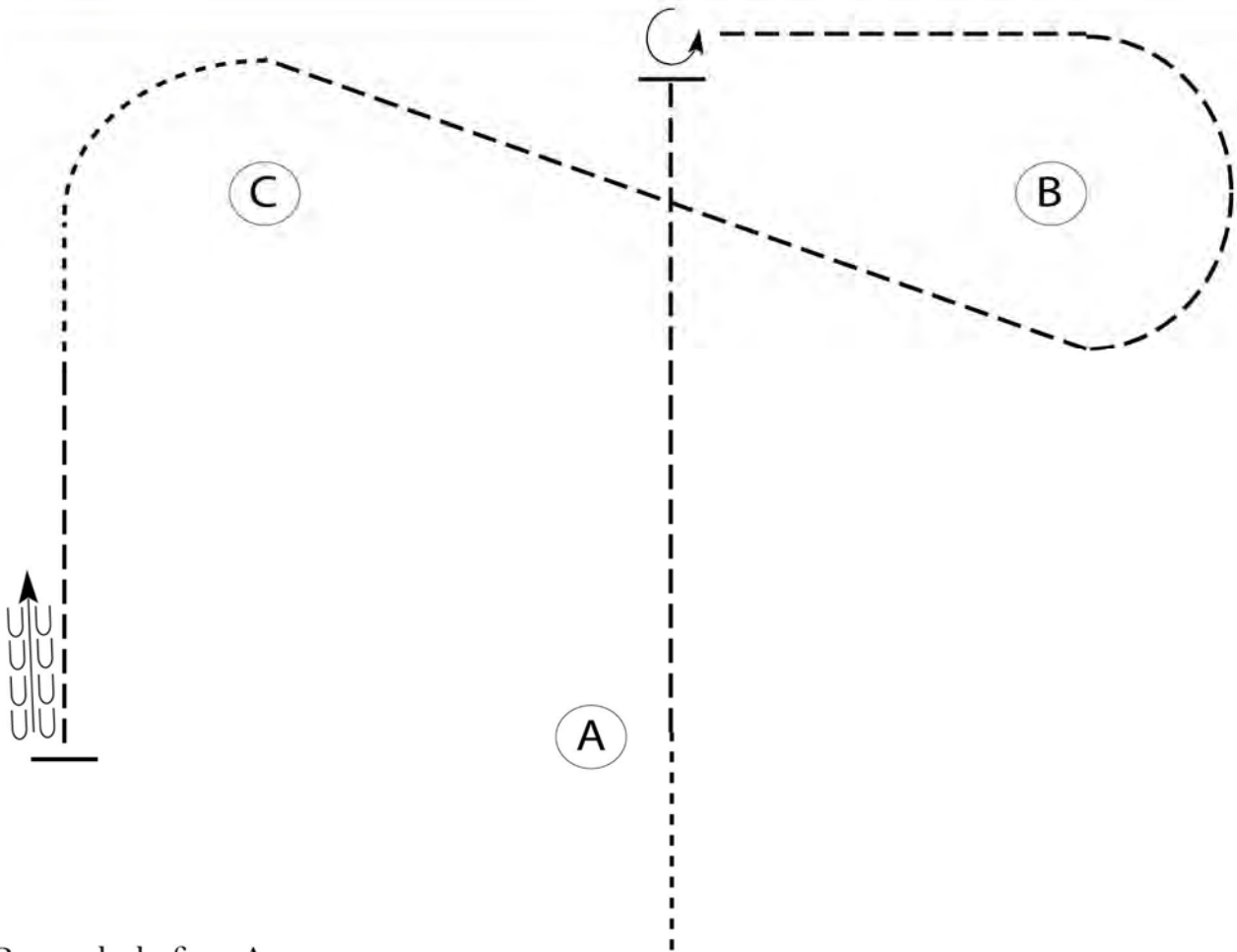
Western Horsemanship

Small Fry & Walk Trot

Thursday

www.HorseShowPatterns.com

www.HorseShowPatterns.com



Be ready before A.

1. Walk to A.
2. Jog until just past B and C.
3. Stop and perform a 3/4 turn left.
4. Jog to and around B.
5. Continue the jog to C.
6. Break to walk and walk around and past C.
7. Jog until even with A.
8. Stop and back approximately one horse length and walk to exit.

Walk	-----
Jog	- - - - -
Extended Jog	— — — —
Lope	
Lead Change	
Back	
Marker	(B)

Follow the instructions of your ring steward.

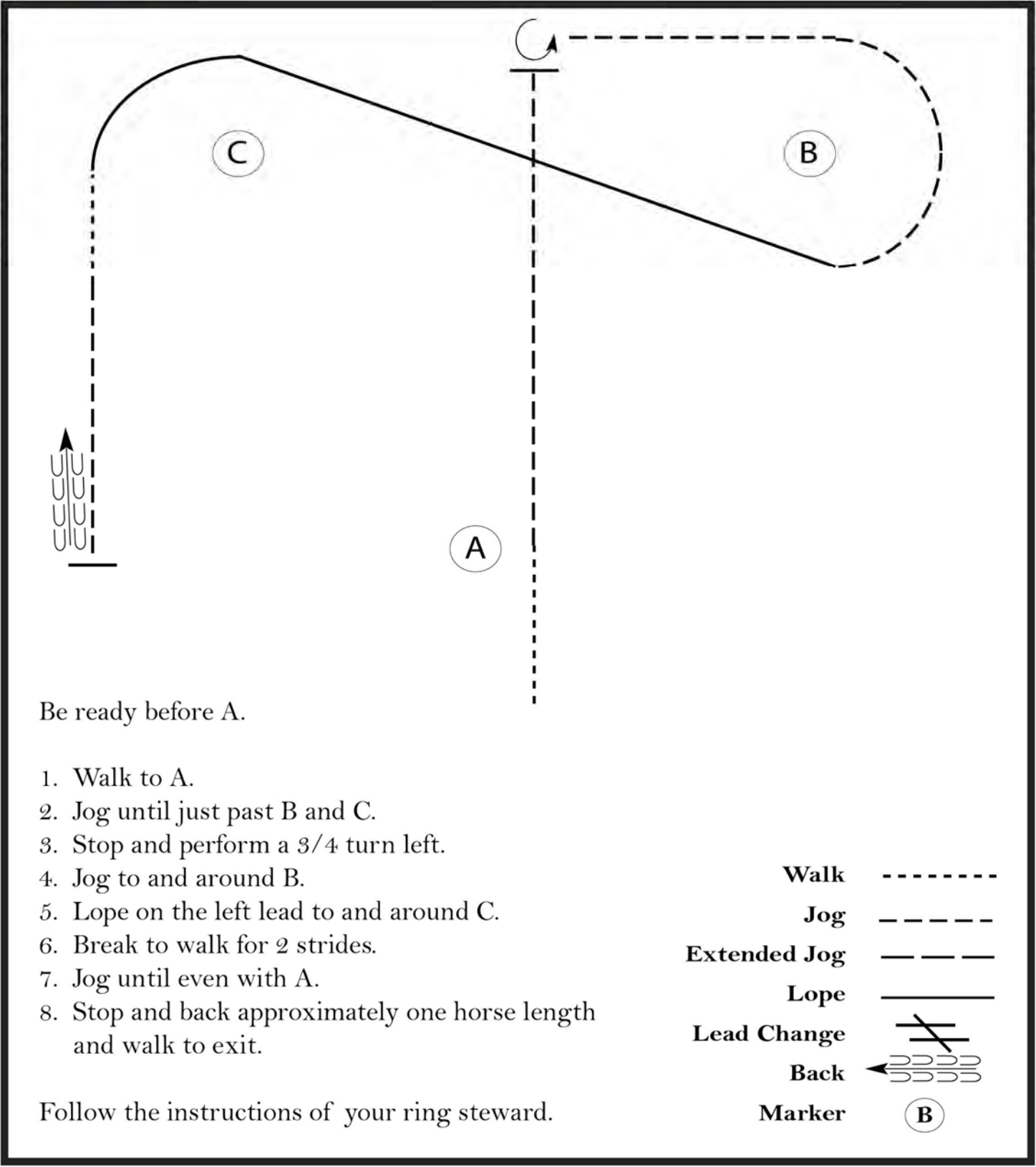
[WH/WT-91]



Western Horsemanship

Level I Horse, Level I Amateur, Level I Youth

Thursday



Be ready before A.

1. Walk to A.
2. Jog until just past B and C.
3. Stop and perform a 3/4 turn left.
4. Jog to and around B.
5. Lope on the left lead to and around C.
6. Break to walk for 2 strides.
7. Jog until even with A.
8. Stop and back approximately one horse length and walk to exit.

Walk	-----
Jog	- - - - -
Extended Jog	—————
Lope	————
Lead Change	⎵
Back	← — — — —
Marker	(B)

Follow the instructions of your ring steward.



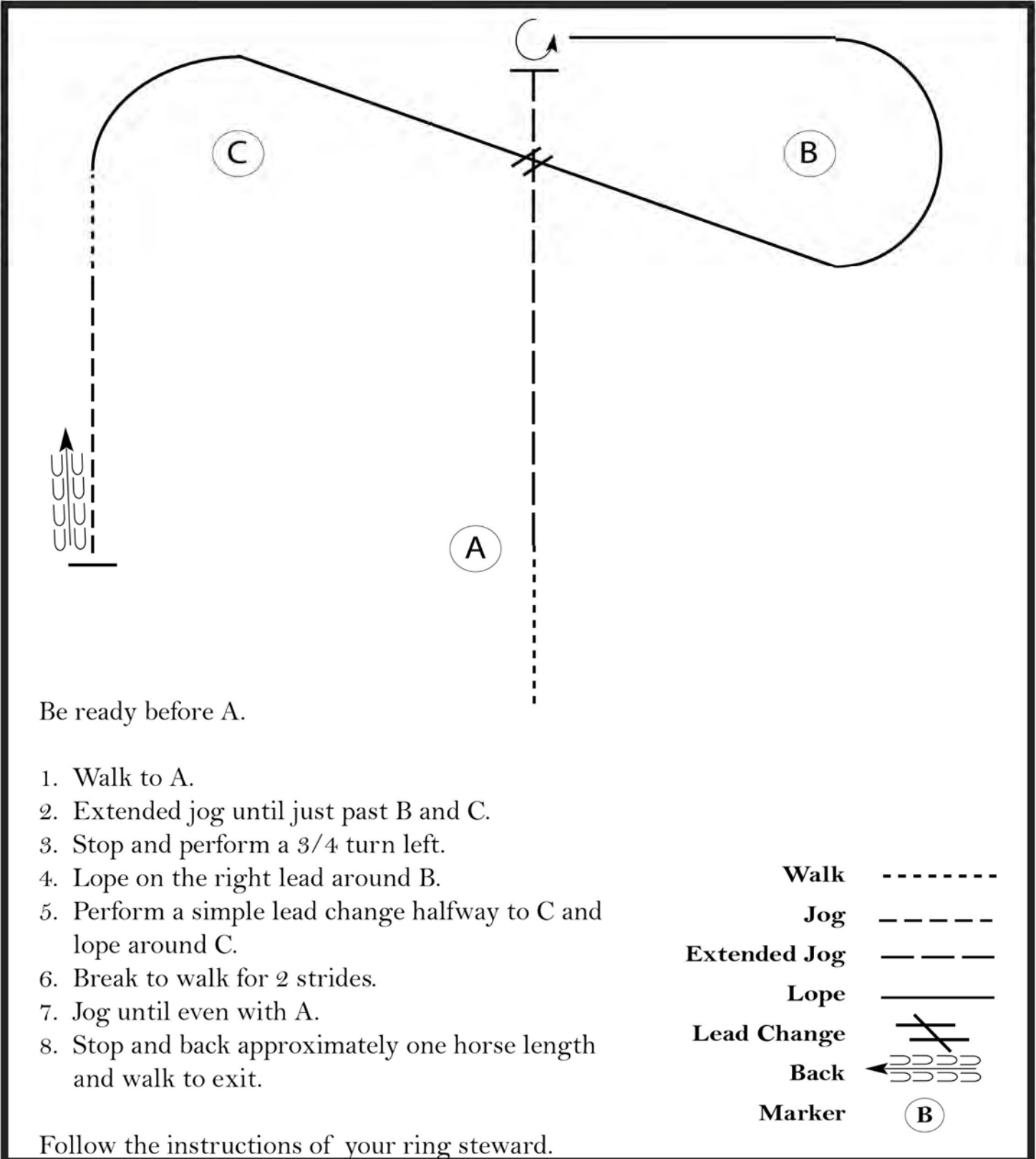
Western Horsemanship

Amateur, Select, Youth, All Breed

Thursday

www.HorseShowPatterns.com

www.HorseShowPatterns.com



Be ready before A.

1. Walk to A.
2. Extended jog until just past B and C.
3. Stop and perform a 3/4 turn left.
4. Lope on the right lead around B.
5. Perform a simple lead change halfway to C and lope around C.
6. Break to walk for 2 strides.
7. Jog until even with A.
8. Stop and back approximately one horse length and walk to exit.

Walk	-----
Jog	- - - - -
Extended Jog	— — — — —
Lope	
Lead Change	X
Back	←
Marker	(B)

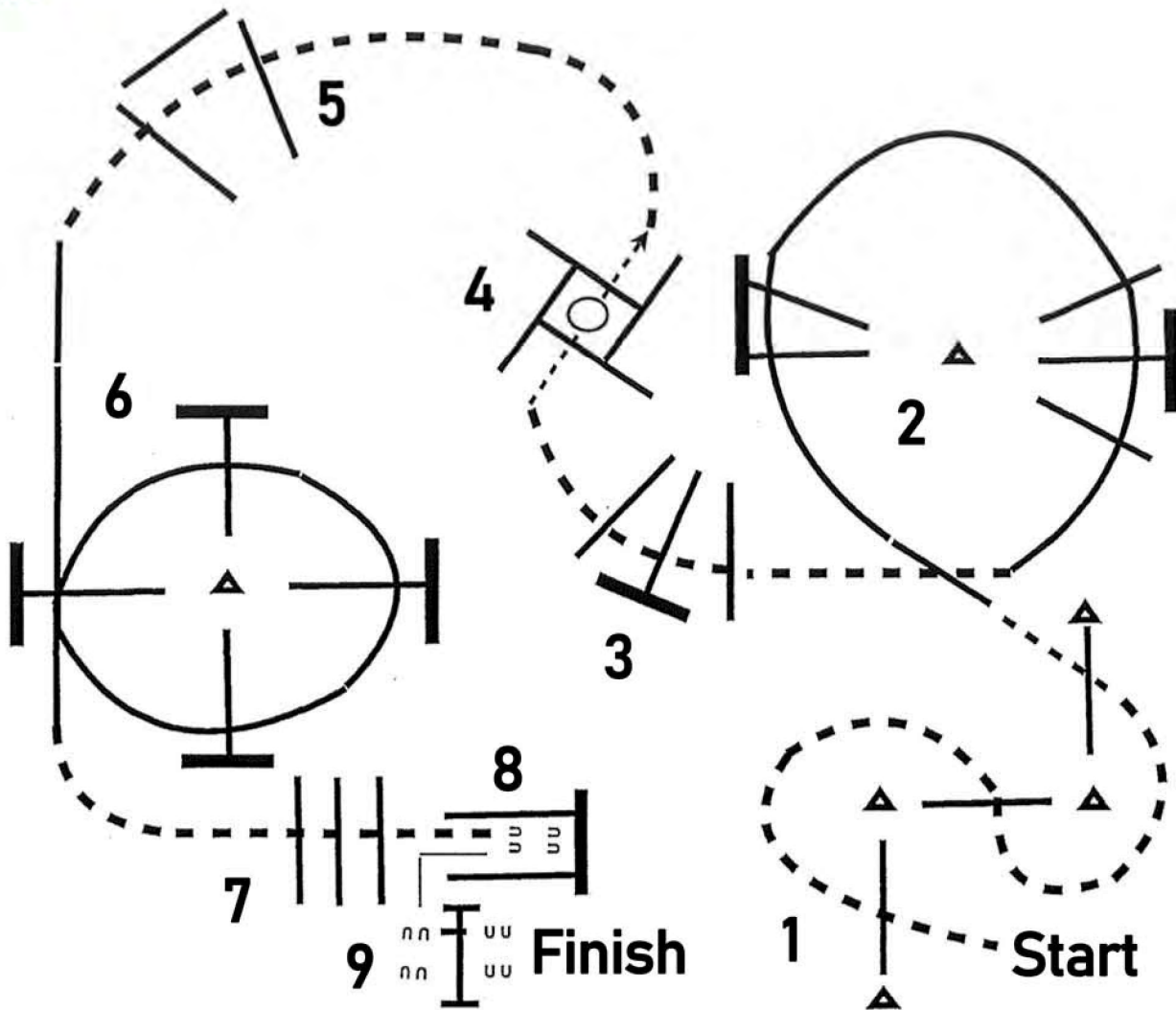
Follow the instructions of your ring steward.

[WH/2-91]



Trail

Walk Trot (Jog Where Lope)
Friday



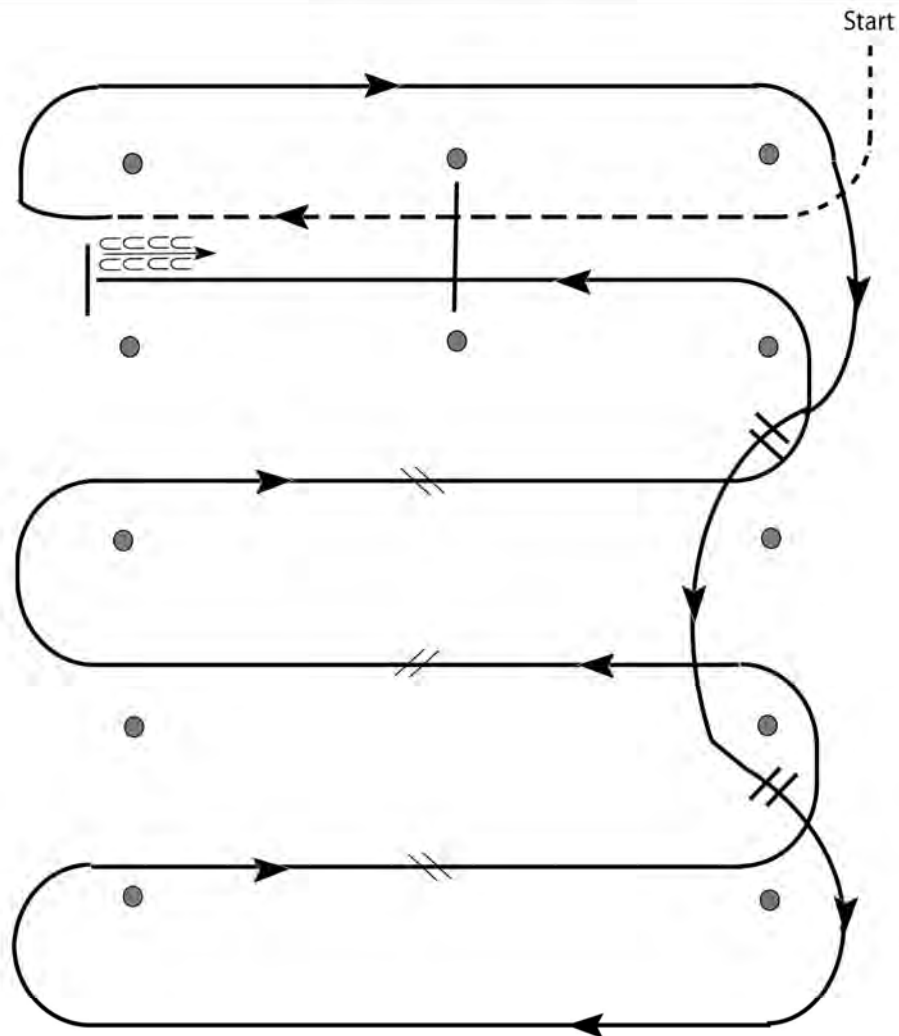
1. Jog Serpentine
2. Lope Poles (Right Lead)
3. Break to Jog, Jog Poles
4. Break to Walk, Walk into Box, 360 Turn Either Direction, Walk out of Box
5. Jog Poles
6. Lope Poles (Left Lead)
7. Break to Jog, Jog Poles, Jog into Chute
8. Back between Poles, Back around Corner to Gate
9. Gate Right Hand



Western Riding

Level I Open

Friday



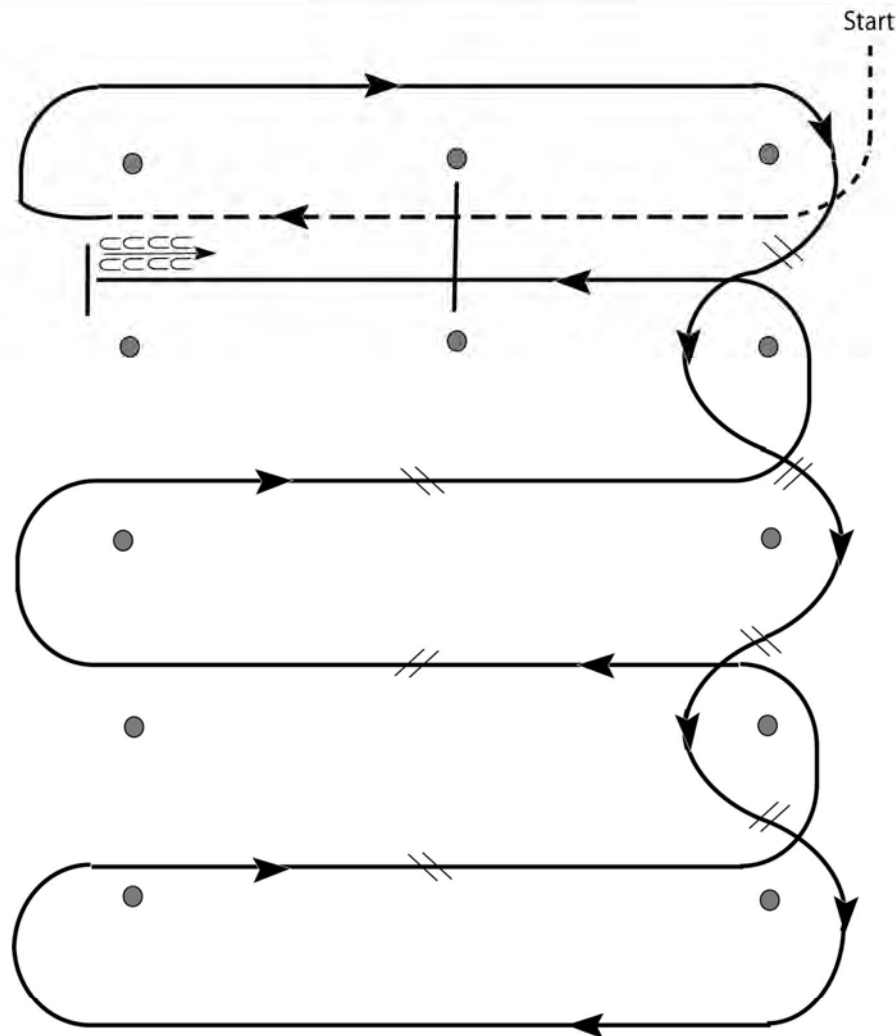
1. Walk, transition to jog, jog over log.
2. Transition to right lead and lope around end.
3. First line change.
4. Second line change. Lope around end of arena.
5. First crossing change.
6. Second crossing change.
7. Third crossing change.
8. Lope over log.
9. Lope, stop and back.

[WR/GP-4]



Western Riding

Open, Amateur, Select, Youth, All Breed
Friday



1. Walk, transition to jog, jog over log.
2. Transition to right.
3. First line change.
4. Second line change.
5. Third line change.
6. Fourth line change.
7. First crossing change.
8. Second crossing change.
9. Third crossing change.
10. Lope over log.
11. Lope, stop and back.

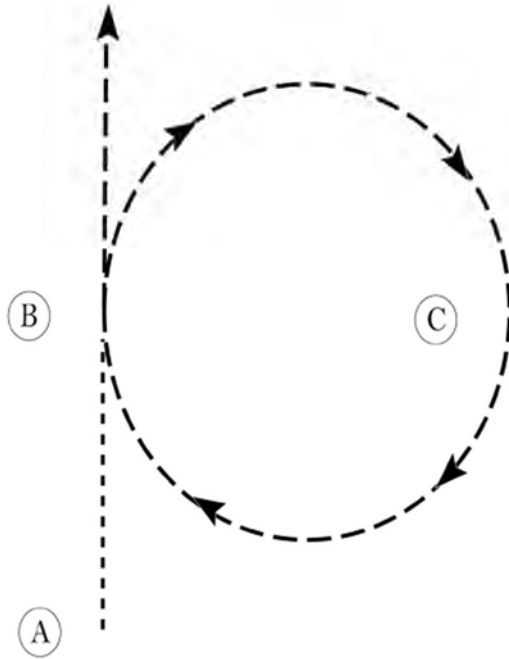
[WR/OP-4]



Hunt Seat Equitation

Small Fry & Walk Trot

Friday



Be ready at A.

1. Walk from A to B.
2. At B posting trot a half circle to C on the left diagonal.
3. At C, change diagonals and trot a half circle to B on the right diagonal.
4. At B, perform a sitting trot to exit.

Follow the instructions of your ring steward.

Walk	-----
Trot	- - - - -
Extended Trot	_____
Canter	—————
Leg Yield	
Lead Change	↘ ↙
Back	← ← ← ← ←
Marker	⊙ B
Sidepass	← - - - - ←
Hand Gallop	———



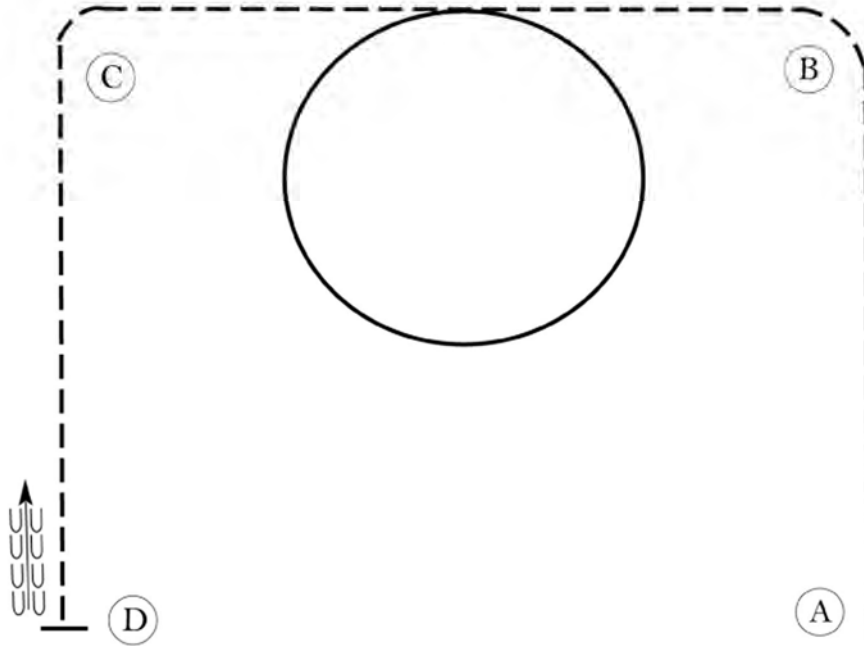
Hunt Seat Equitation

Level I Horse, Level I Amateur, Level I Youth

Friday

www.HorseShowPatterns.com

www.HorseShowPatterns.com



Be ready at A.

1. Walk two horse lengths from A.
2. Sitting trot to B.
3. Posting trot on the right diagonal from B halfway to C.
4. Halfway to C, canter a circle to the left.
5. Close the circle and trot on the right diagonal to C.
6. Change diagonals and trot on the left diagonal to D.
7. Halt at D and back approximately one horse length.

Follow the instructions of your ring steward.

Walk	-----
Trot	- - - - -
Extended Trot	— — — —
Canter	—————
Leg Yield	
Lead Change	↙ ↘
Back	← ← ← ←
Marker	Ⓚ
Sidepass	← ← ← ←
Hand Gallop	—————



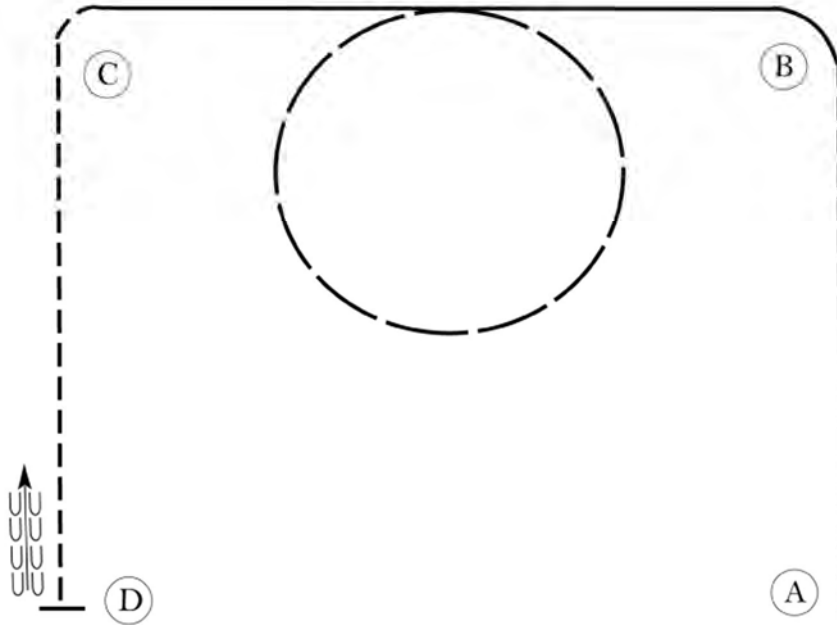
Hunt Seat Equitation

Amateur, Select, Youth, All Breed

Friday

w w w . H o r s e S h o w P a t t e r n s . c o m

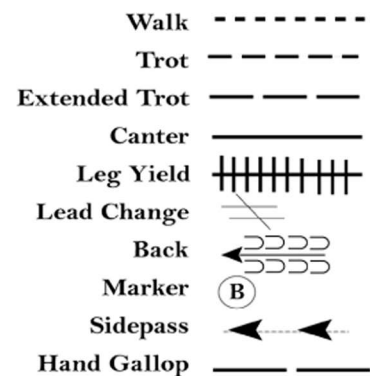
w w w . H o r s e S h o w P a t t e r n s . c o m



Be ready at A.

1. Walk two horse lengths from A.
2. Sitting trot to B.
3. Canter on the left lead from B toward C.
4. Halfway to C, move into a hand gallop and circle to the left.
5. Close the circle and canter to C.
6. Posting trot on the right diagonal halfway to D.
7. Change diagonals halfway to D and trot on the left diagonal to D.
8. Halt at D and back approximately one horse length.

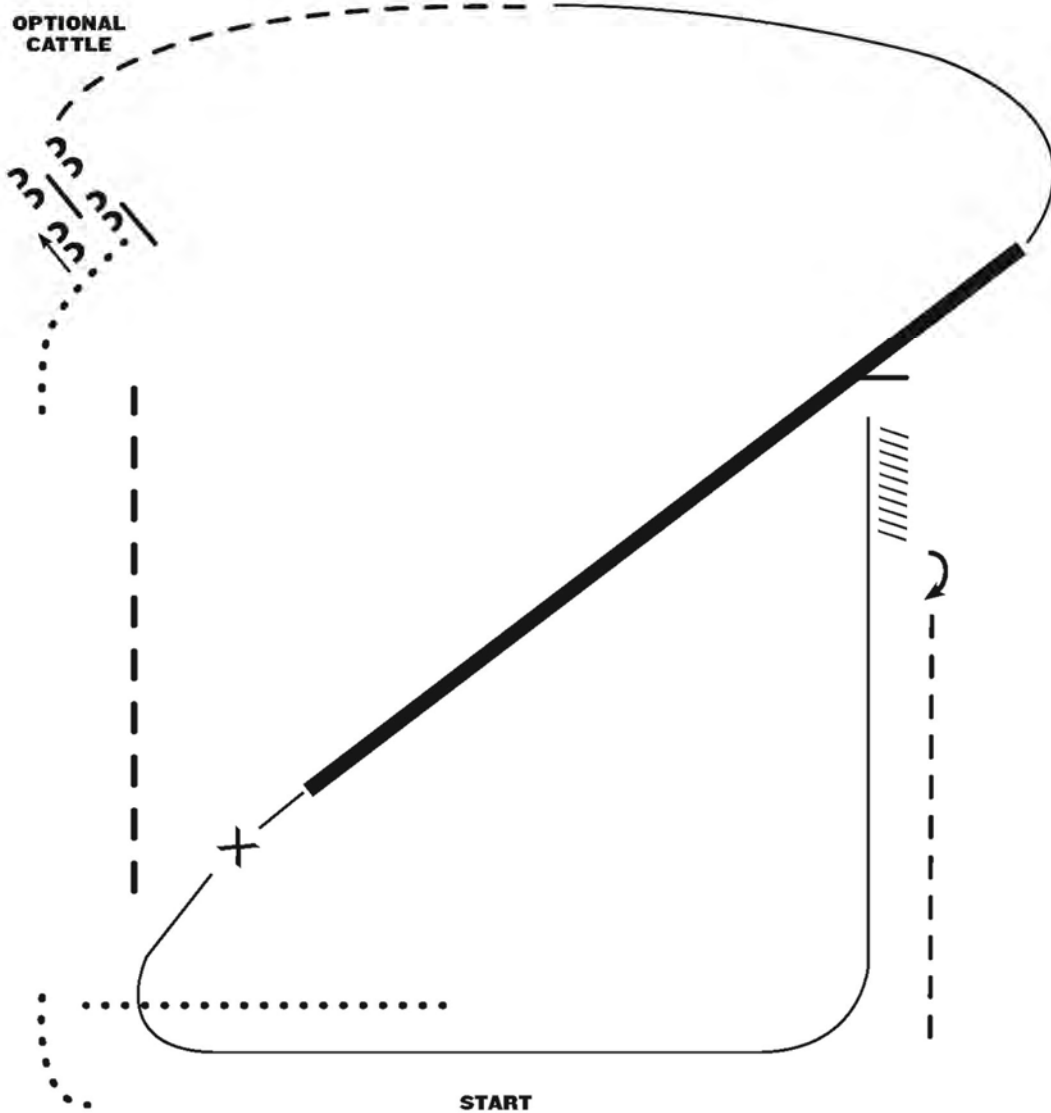
Follow the instructions of your ring steward.





Ranch Riding ~ All

(Small Fry ~ Trot Where Lope, Extended
Trot Where Extended Lope)
Friday



1. Walk
2. Extended trot
3. Walk
4. Stop, side pass log left
5. Trot
6. Lope right lead
7. Extended Lope (right lead)
8. Collect lope and change leads (simple or flying)
9. Lope left lead
10. Stop and back
11. 180 turn to right
12. Trot

Note: The drawn description of this pattern is only intended for the general depiction of the pattern. Exhibitors should utilize the arena space to best exhibit their horses.

[RR/AQHA-10]

www.HorseShowPatterns.com

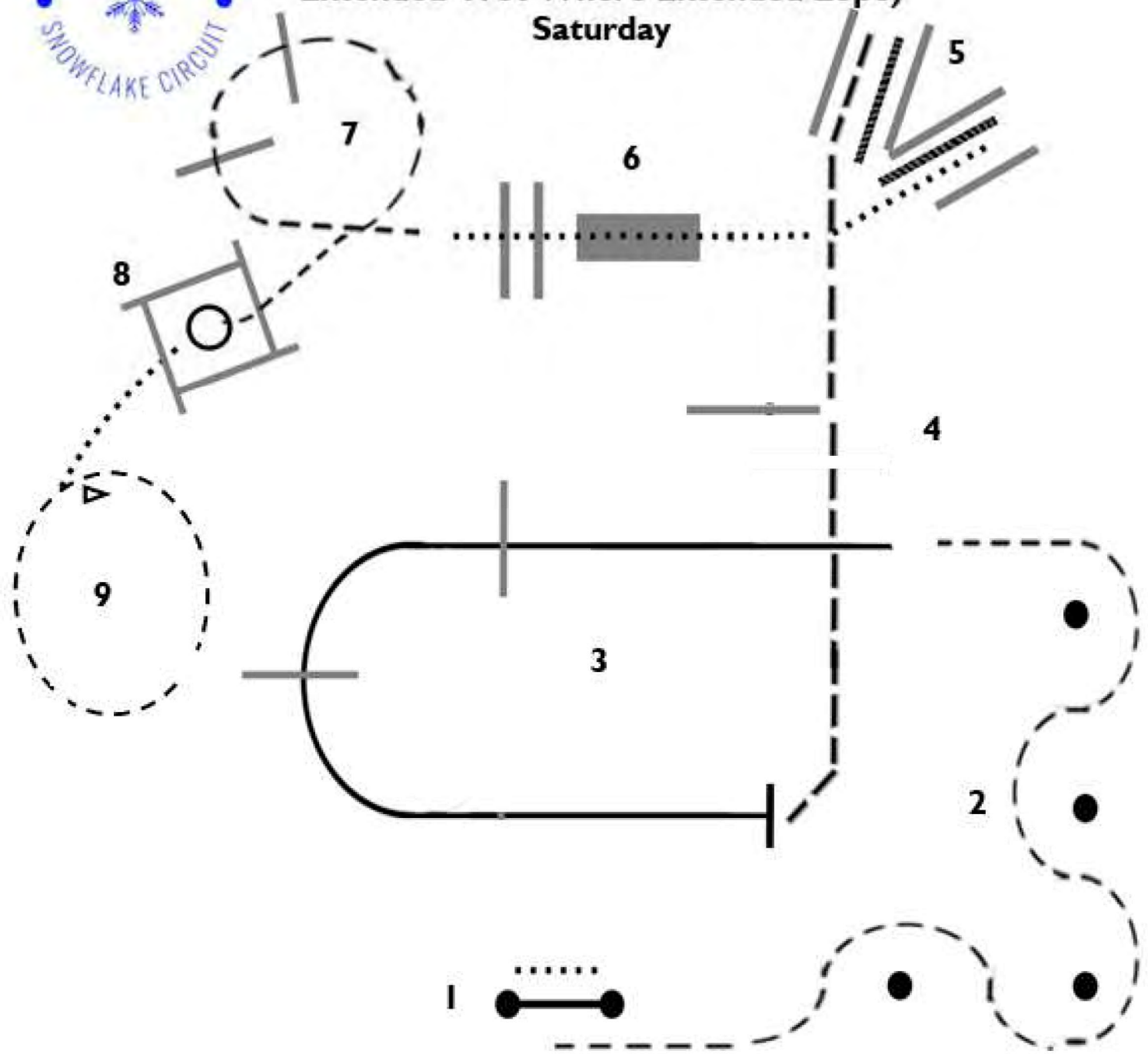
www.HorseShowPatterns.com



Ranch Trail

All (Walk Trot ~ Trot Where Lope,
Extended Trot Where Extended Lope)

Saturday



1. Walk Gate, Left Hand
2. Jog Serpentine
3. Lope over Poles, Left Lead, Stop
4. Jog to Sidepass, Sidepass Left then Right, Jog into Chute
5. Back "V":
6. Walk over Bridge and Poles
7. Jog Over Poles
8. Stop in Box, Execute 1 Turn Either Way
9. Drag Log (Youth do not drag)

- Walk
- Trot
- - - - - Extended Trot
- Lope
- ////////// Back



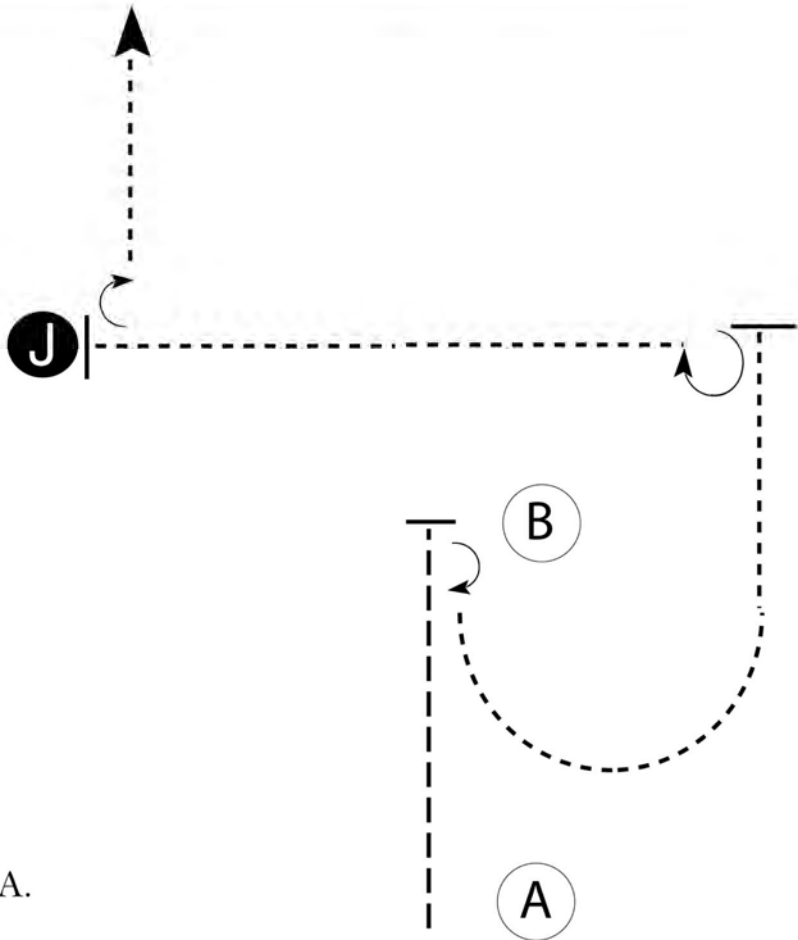
Showmanship

Small Fry

Saturday

w w w . H o r s e S h o w P a t t e r n s . c o m

w w w . H o r s e S h o w P a t t e r n s . c o m



Be ready at A.

1. Trot to B.
2. Stop and perform a 180 degree turn.
3. Walk a half circle and continue to walk straight until even Judge.
4. Perform a 270 degree turn.
5. Walk to Judge. Stop and set up for inspection.
6. When dismissed, turn 90 degrees and walk straight away.

Follow the instructions of your ring steward.

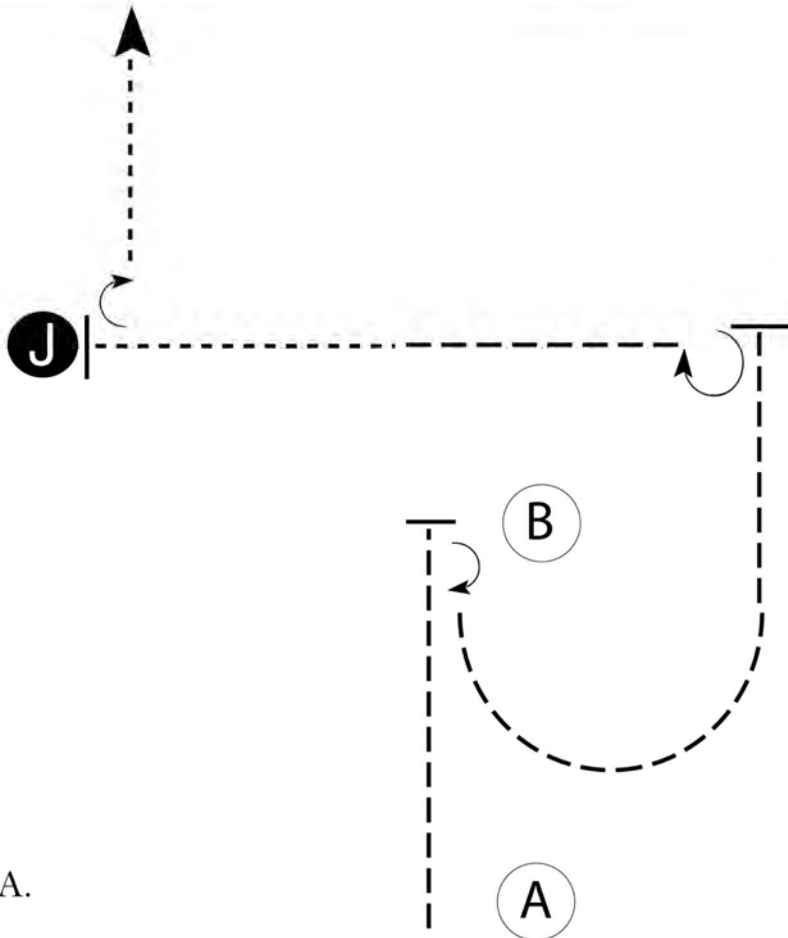
Walk	-----
Trot	- - - - -
Back	← 3333
Marker	Ⓟ
Judge	Ⓝ

[S/WT-69]



Showmanship

Level I Horse, Level I Amateur, Level I Youth
Saturday



Be ready at A.

1. Trot to B.
2. Stop and perform a 180 degree turn.
3. Trot a half circle, then trot straight until even Judge.
4. Perform a 270 degree turn.
5. Trot halfway to Judge then walk to Judge. Stop and set up for inspection.
6. When dismissed, turn 90 degrees and walk straight away.

Follow the instructions of your ring steward.

Walk	-----
Trot	- - - - -
Back	←
Marker	ⓑ
Judge	ⓐ

[S/1-69]



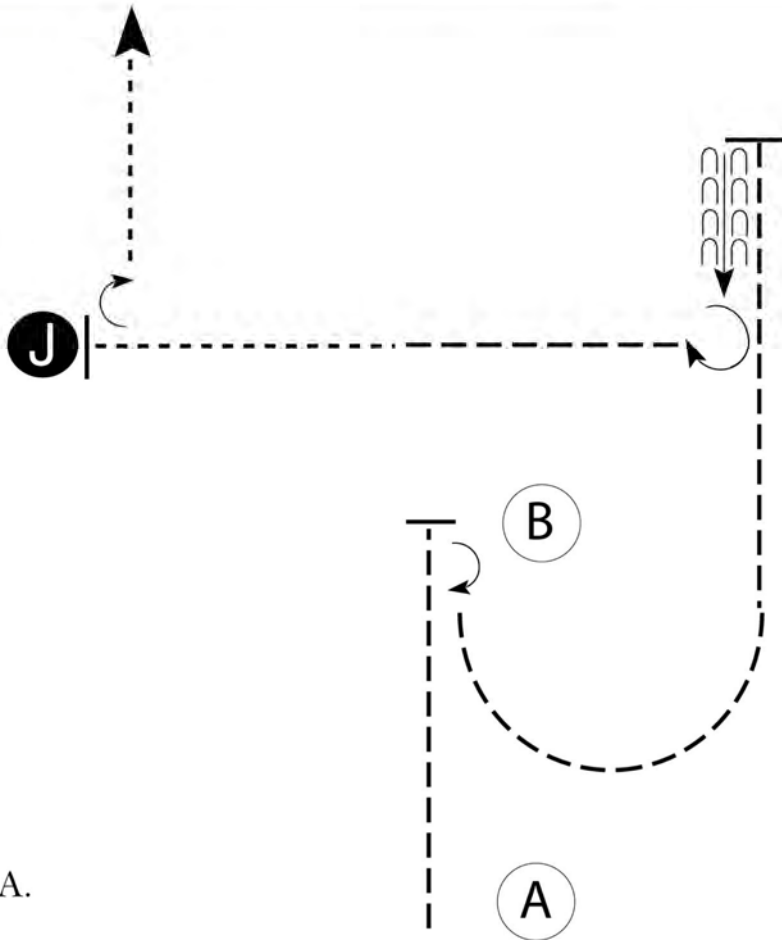
Showmanship

Amateur, Select, Youth, All Breed

Saturday

w w w . H o r s e S h o w P a t t e r n s . c o m

w w w . H o r s e S h o w P a t t e r n s . c o m



Be ready at A.

1. Trot to B.
2. Stop and perform a 180 degree turn.
3. Trot a half circle, then trot straight until past Judge.
4. Back until your horse's hip is even with Judge.
5. Perform a 270 degree turn.
6. Trot halfway to Judge then walk to Judge. Stop and set up for inspection.
7. When dismissed, turn 90 degrees and walk straight away.

Walk	-----
Trot	-----
Back	← C C C C
Marker	ⓑ
Judge	ⓐ

Follow the instructions of your ring steward.



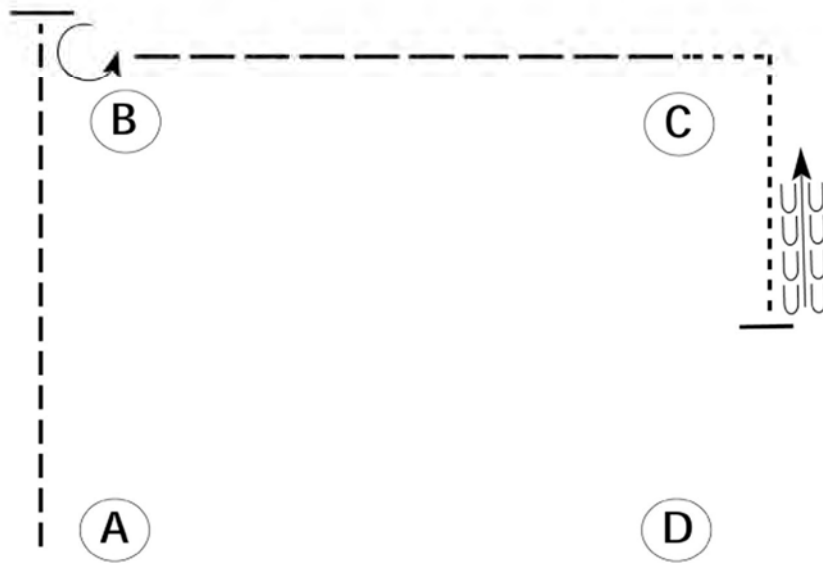
Western Horsemanship

Small Fry & Walk Trot

Saturday

www.HorseShowPatterns.com

www.HorseShowPatterns.com



Be ready at A.

1. Jog from A past B.
2. Stop past B and perform a 270 degree turn to the left.
3. Extended jog to C.
4. Break to a walk and walk around C and halfway to D.
5. Stop and back approximately one horse length.

Follow the instructions of your ring steward.

Walk	-----
Jog	- - - - -
Extended Jog	— — — —
Lope	
Lead Change	
Back	
Marker	(B)



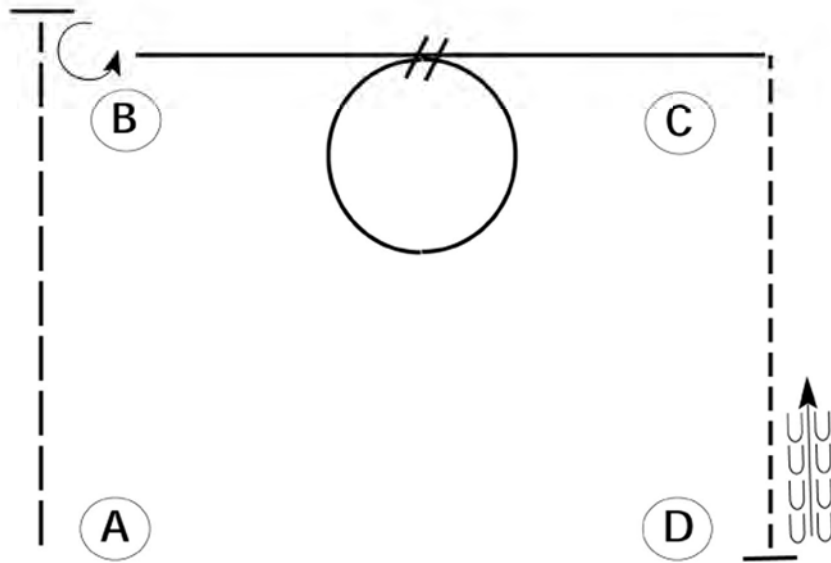
Western Horsemanship

Level I Horse, Level I Amateur, Level I Youth

Saturday

www.HorseShowPatterns.com

www.HorseShowPatterns.com



Be ready at A.

1. Extended trot from A past B.
2. Stop past B and perform a 270 degree turn to the left.
3. Lope on the left lead halfway to C.
4. Change leads and perform a small, slow circle to the right.
5. Continue to lope past C.
6. Jog to D.
7. Stop and back approximately one horse length.

Follow the instructions of your ring steward.

Walk	-----
Jog	- - - - -
Extended Jog	— — — — —
Lope	
Lead Change	
Back	
Marker	(B)



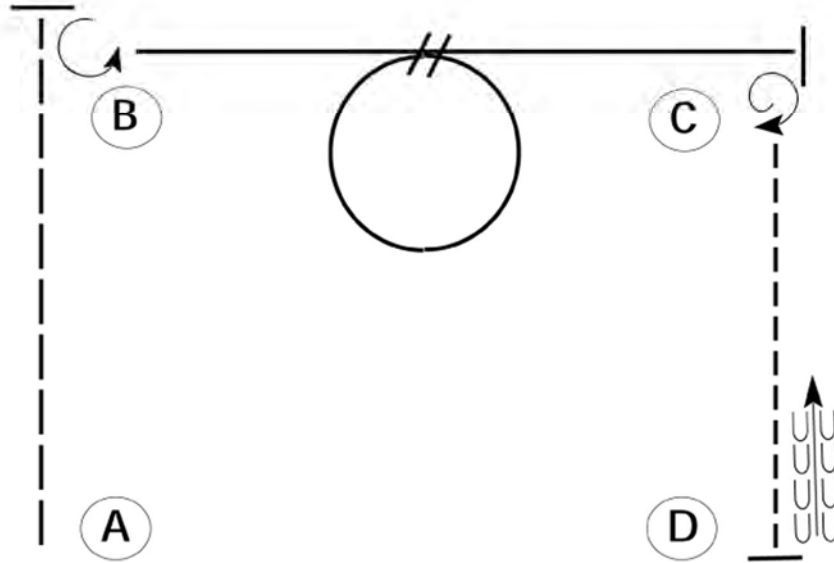
Western Horsemanship

Amateur, Select, Youth, All Breed

Saturday

www.HorseShowPatterns.com

www.HorseShowPatterns.com



Be ready at A.

1. Extended trot from A past B.
2. Stop past B and perform a 270 degree turn to the left.
3. Lope on the left lead halfway to C.
4. Change leads and perform a small, slow circle to the right.
5. Continue to lope past C and stop.
6. Perform a 1 1/4 turn to the right.
7. Jog to D.
8. Stop and back approximately one horse length.

Follow the instructions of your ring steward.

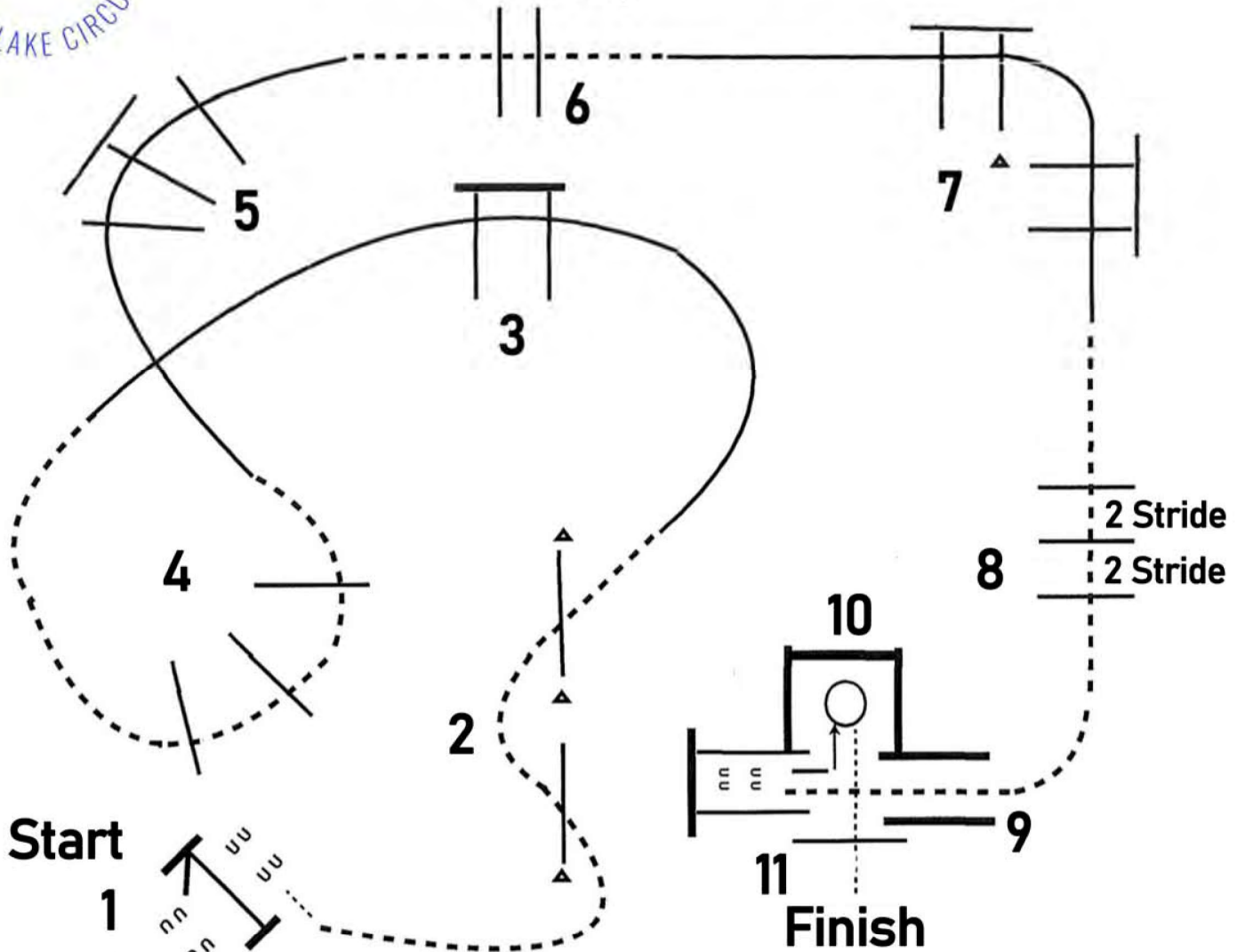
Walk	-----
Jog	-----
Extended Jog	-----
Lope	-----
Lead Change	//
Back	←
Marker	(B)



Trail

Walk Trot (Jog Where Lope)

Sunday



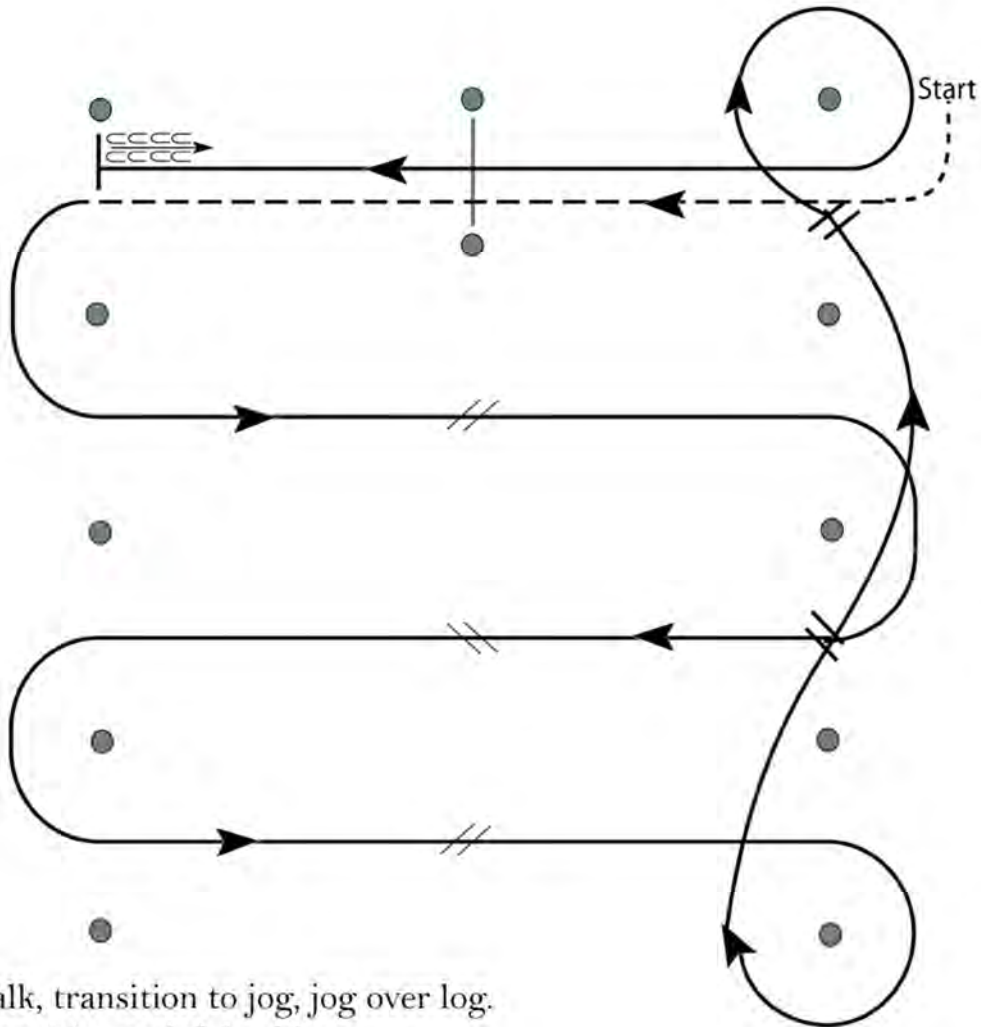
1. Gate Right Hand
2. Walk Forward, Jog Serpentine
3. Lope Poles (Left Lead)
4. Break to Jog, Jog Poles
5. Lope Poles (Right Lead)
6. Break to Jog, Jog Poles
7. Lope Poles (Right Lead)
8. Break to Jog, Jog Poles
9. Jog into Chute, Stop, Back around Corner, Back into Box
10. 360 Turn Either Direction
11. Walk out of Box over Pole



Western Riding

Level I

Sunday

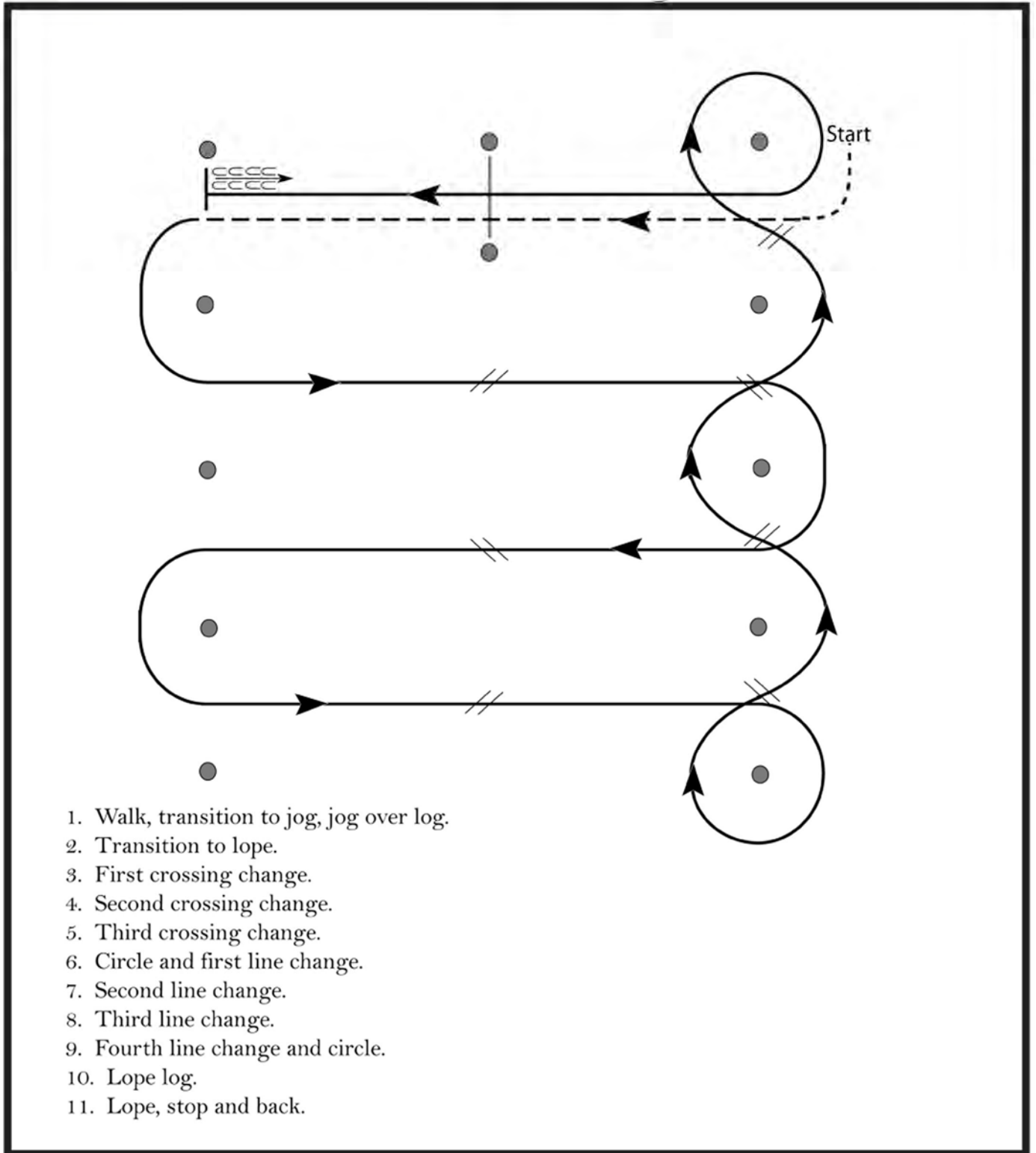


1. Walk, transition to jog, jog over log.
2. Transition to left lead lope.
3. First crossing change.
4. Second crossing change.
5. Third crossing change.
6. Circle and first line change.
7. Second line change and circle.
8. Lope log.
9. Stop and back.



Western Riding

Open, Amateur, Select, Youth, All Breed
Sunday



w w w . H o r s e S h o w P a t t e r n s . c o m

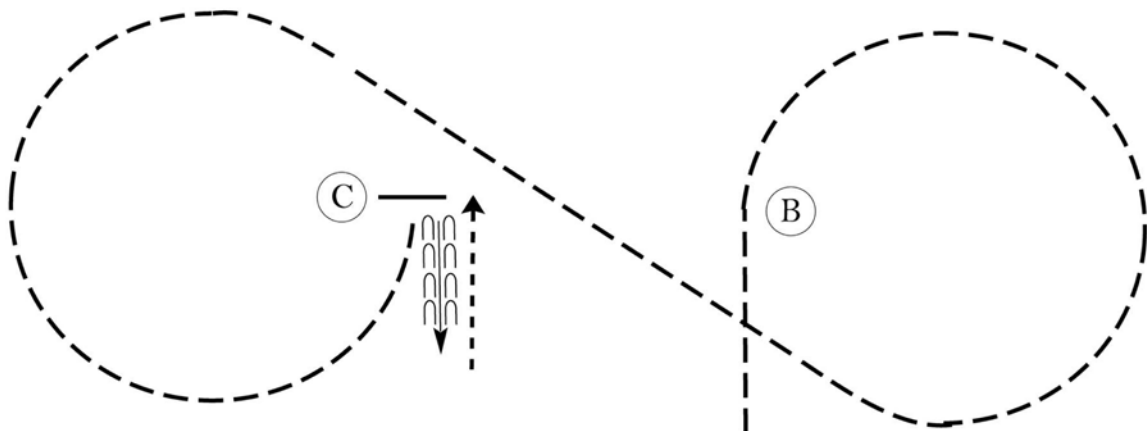
w w w . H o r s e S h o w P a t t e r n s . c o m



Hunt Seat Equitation

Small Fry & Walk Trot

Sunday



Be ready before A.

1. Walk to A.
2. Sitting trot to B.
3. At B, trot a circle to the right on the left diagonal.
4. When halfway to C, change diagonals.
5. Posting trot on the right diagonal to and around C.
6. Stop at C and back approximately one horse length.

Exit at a walk.

Follow the instructions of your ring steward.

Walk	-----
Trot	- - - - -
Extended Trot	-----
Canter	-----
Leg Yield	
Lead Change	— / —
Back	← 3333
Marker	⊙
Sidepass	← - - - -
Hand Gallop	-----

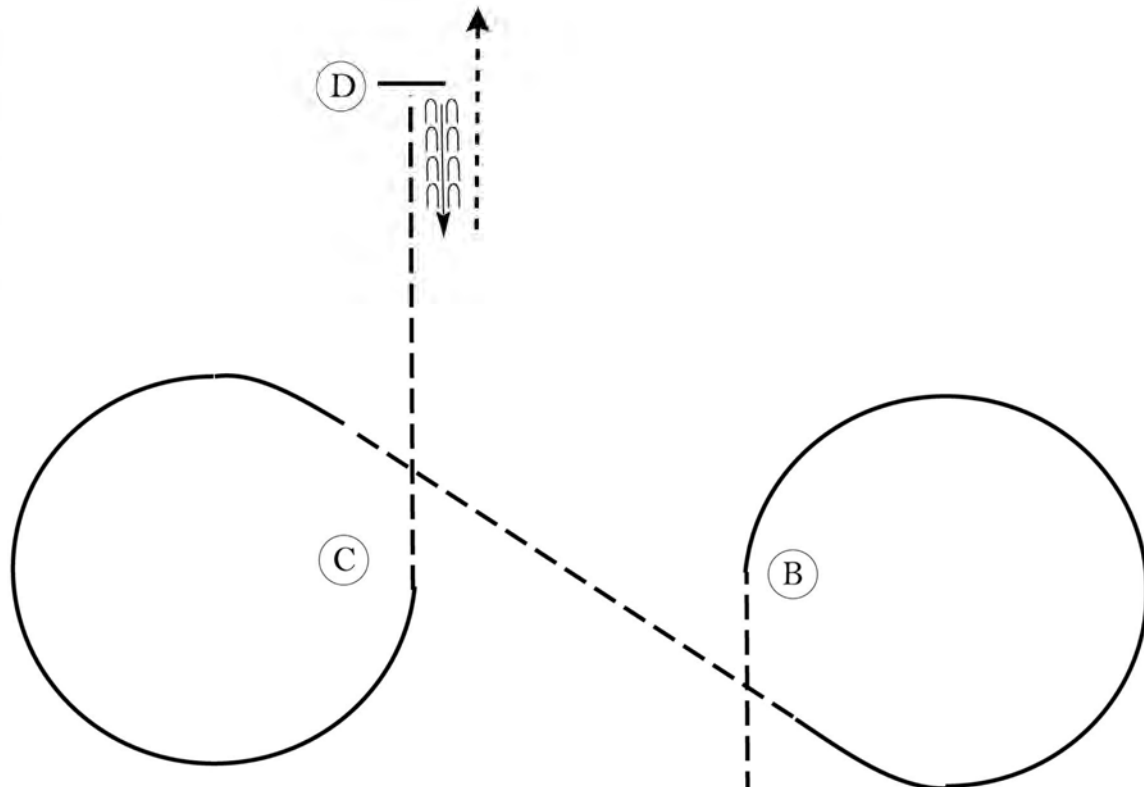
[HSE/WT-41]



Hunt Seat Equitation

Level I Horse, Level I Amateur, Level I Youth

Sunday



Be ready before A.

1. Walk to A.
2. Posting trot on the left diagonal to B.
3. At B, canter a circle to the right.
4. When even with B, sitting trot to C.
5. At C, canter a circle to the left.
6. Posting trot on the right diagonal from C to D.
7. Stop at D and back approximately one horse length.

Exit at a walk.

Follow the instructions of your ring steward.

Walk	-----
Trot	- - - - -
Extended Trot	— — — — —
Canter	— — — — —
Leg Yield	
Lead Change	— / —
Back	← ← ← ← ←
Marker	Ⓚ
Sidepass	← ← ← ← ←
Hand Gallop	— — — — —

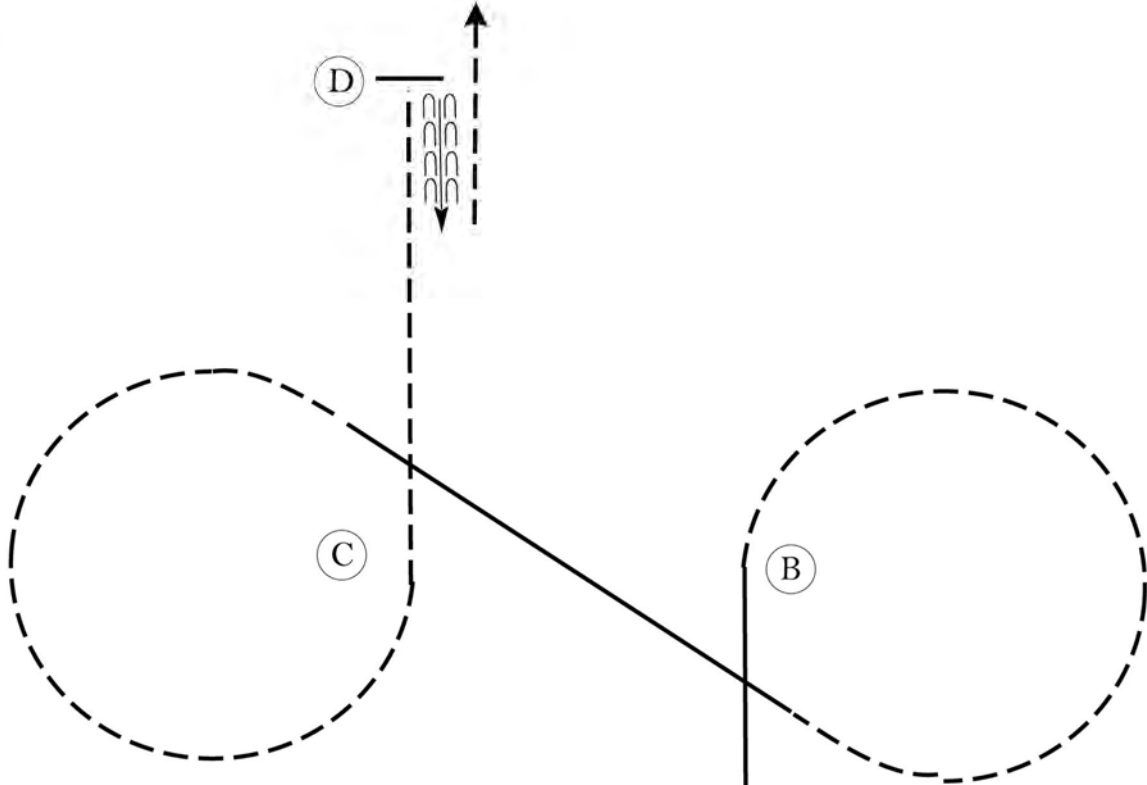
[HSE/1-41]



Hunt Seat Equitation

Amateur, Select, Youth, All Breed

Sunday



Be ready before A.

1. Walk to A.
2. Canter on the right lead to B.
3. Posting trot a circle to the right on the left diagonal.
4. When even with B, canter on the left lead to C.
5. At C, posting trot a circle to the left on the right diagonal.
6. Sitting trot from C to D.
7. Stop at D and back approximately one horse length.

Exit at a sitting trot.

Follow the instructions of your ring steward.

Walk	-----
Trot	- - - - -
Extended Trot	— — — — —
Canter	—————
Leg Yield	
Lead Change	↘ ↙
Back	← ← ← ← ←
Marker	Ⓚ
Sidepass	← ← ← ← ←
Hand Gallop	— — — — —

[HSE/2-41]

www.HorseShowPatterns.com

www.HorseShowPatterns.com



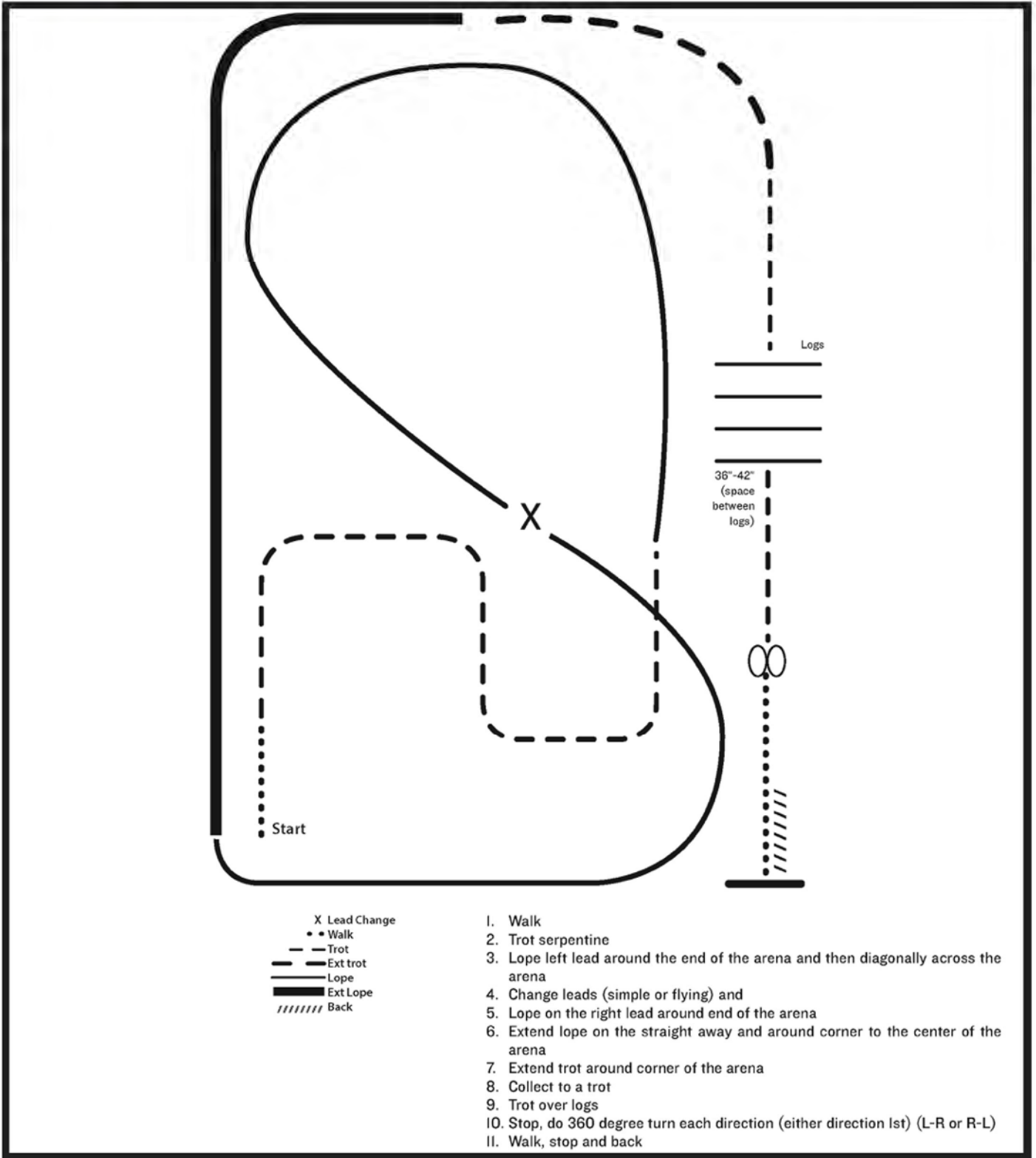
Ranch Riding

Level I (Small Fry ~ Trot Where Lope, Extended Trot Where Extended Lope)

Sunday

w w w . H o r s e S h o w P a t t e r n s . c o m

w w w . H o r s e S h o w P a t t e r n s . c o m





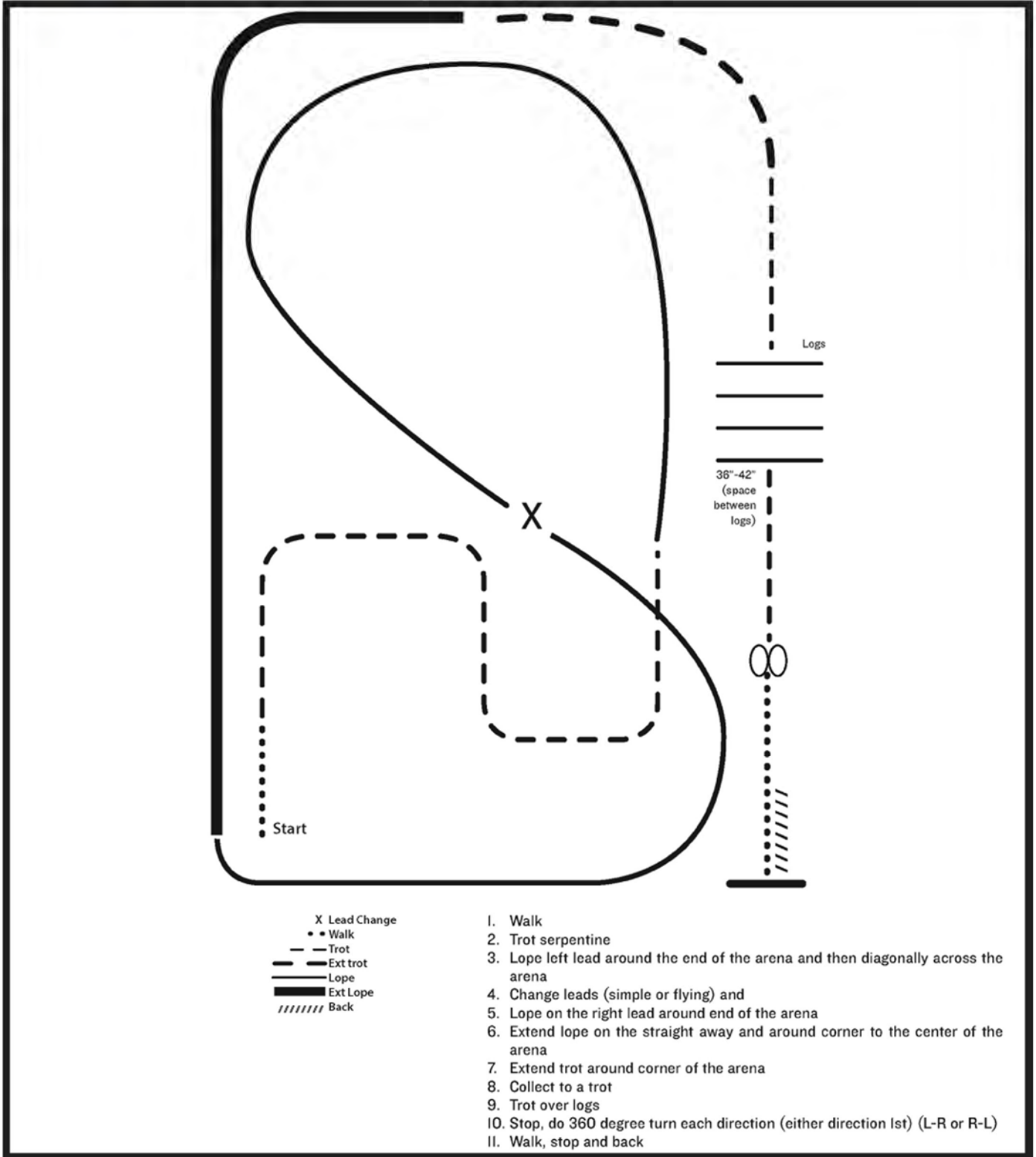
Ranch Riding

Open, Amateur, Select, Youth, All Breed

Sunday

www.HorseShowPatterns.com

www.HorseShowPatterns.com



- X Lead Change
- Walk
- - - Trot
- - - Ext trot
- — — Lope
- Ext Lope
- /////// Back

- I. Walk
2. Trot serpentine
3. Lope left lead around the end of the arena and then diagonally across the arena
4. Change leads (simple or flying) and
5. Lope on the right lead around end of the arena
6. Extend lope on the straight away and around corner to the center of the arena
7. Extend trot around corner of the arena
8. Collect to a trot
9. Trot over logs
10. Stop, do 360 degree turn each direction (either direction 1st) (L-R or R-L)
- II. Walk, stop and back